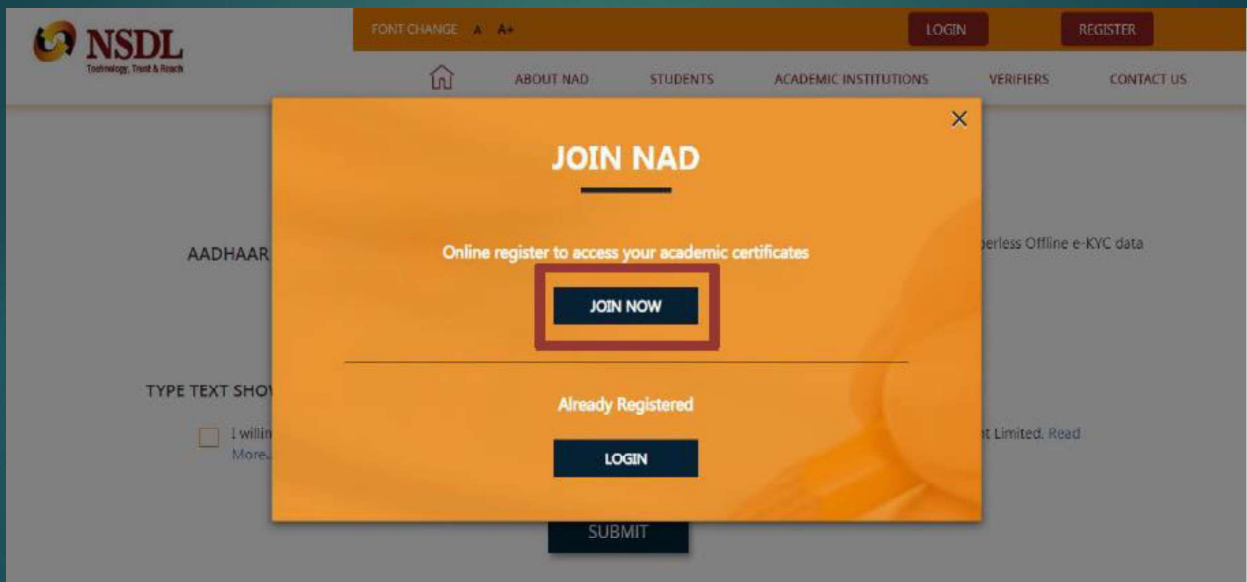


# Student Registration Offline – Aadhaar XML

Click on Join Now to start registration



**National Academic Depository**

NSDL Database Management Limited

## REGISTER USING YOUR AADHAAR RECORD

This is the quickest and easiest way to register.

Visit UIDAI Website to generate your Aadhaar Record ([View Demo](#))

AADHAAR PAPERLESS OFFLINE E-KYC \*

Upload

To Generate Aadhaar Paperless Offline e-KYC data  
[Click here](#)

ENTER FILE PASSWORD \*


TYPE TEXT SHOWN IN THE IMAGE



252609

I willingly submit my Aadhaar record and give an electronic consent and authorization to NSDL Database Management Limited. Read more...



Government of India Mera Aadhaar, Meri Pehchaan 

THE KIOSK ENROL & GET AADHAAR AADHAAR UPDATE AADHAAR SERVICES FAQs CONTACTS GRIEVANCE CENTER

### Aadhaar Paperless Offline e-KYC

**Note:** Photo,DOB,Email,Mobile,Gender and Address will be included in the downloaded xml. To open the downloaded xml use Share Code entered at the time of download.

Aadhaar Paperless Offline e-KYC \* Marked are mandatory Fields

<p>1 Aadhaar Number/VID* <input type="text"/></p> <p>UID (1234/1234/1234) or VID (1234/1234/1234/1234)</p> <p>2 Enter Security Code* <input type="text"/> <span style="background-color: gray; color: white; padding: 2px;">4914</span></p> <p><small>Unable to View or Read? <a href="#">Try Another</a></small></p> <p><input type="button" value="Send OTP"/> or <input type="button" value="Enter TOTP"/></p>	<p>3 Enter OTP/TOTP* <input type="text"/></p> <p>4 Share Code* <input type="text"/></p>
---	---

1. Enter your Aadhaar Number
2. Enter the 'Security Code'
3. Enter the OTP received on your registered Mobile no.
4. Enter the Share code to protect your file. This share code works as a password protection for your file.



**National Academic Depository**

NSDL Database Management Limited

THE KIOSK ENROL & GET AADHAAR AADHAAR UPDATE AADHAAR SERVICES FAQS CONTACTS GRIEVANCE CENTER Search...

### Aadhaar Paperless Offline e-KYC

Note: Photo,DOB,Email,Mobile,Gender and Address will be included in the downloaded xml. To open the downloaded xml use Share Code entered at the time of download.

Aadhaar Paperless Offline e-KYC \* Marked are mandatory Fields Reset Cancel

Aadhaar Number/VID \*  UID (1234/1234/1234) or VID (1234/1234/1234/1234)

Enter Security Code \*  **1850** Unable to View or Read? [Try Another](#).

Enter OTP/TOTP \*  559902

Share Code \*  \*\*\*\*

5 Download

OTP sent to your Registered Mobile number Check your mobile.

5. Click on Download to receive the encrypted XML file
6. You shall find the digitally encrypted XML file in download section. Photo, DOB, Email, Mobile, Gender and Address will be included in the downloaded file. This file can now be used to perform your KYC on NDML NAD.



**National Academic Depository**

NSDL Database Management Limited

## REGISTER USING YOUR AADHAAR RECORD

This is the quickest and easiest way to register.

Visit UIDAI Website to generate your Aadhaar Record ([View Demo](#))

AADHAAR PAPERLESS OFFLINE E-KYC \*   7

To Generate Aadhaar Paperless Offline e-KYC data  
[Click here](#)

ENTER FILE PASSWORD \*   8

TYPE TEXT SHOWN IN THE IMAGE    9

10  I willingly submit my Aadhaar record and give an electronic consent and authorization to NSDL Database Management Limited. [Read More...](#)


SUBMIT 11

7. Upload your Aadhaar ZIP file in NAD
8. Enter the share code as password
9. Enter the Captcha Code
10. Select the Checkbox
11. Click on Submit



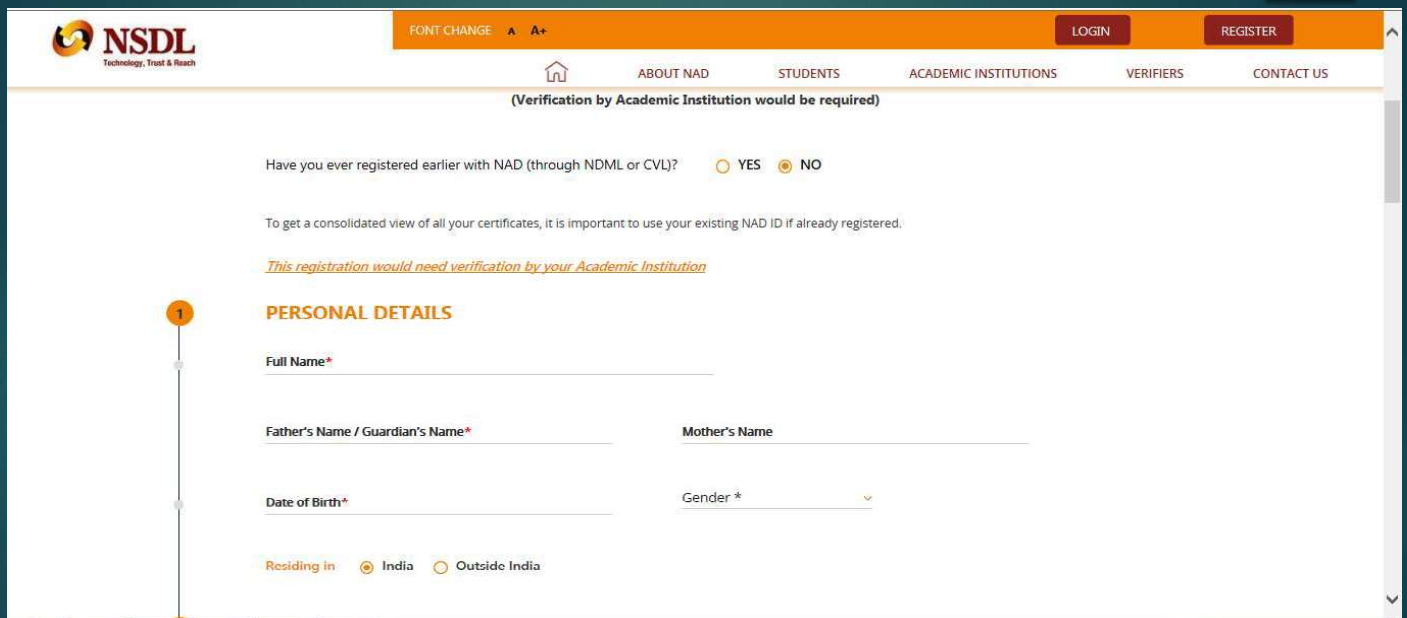
# Student Registration –non Aadhaar Based

Visit the website [www.nad.ndml.in](http://www.nad.ndml.in) & click on **Register** tab for new registration



**National Academic Depository**  
NSDL Database Management Limited

Enter your personal details & scroll down



The screenshot shows the registration page for the National Academic Depository (NAD). At the top left is the NSDL logo with the tagline "Technology, Trust & Reach". The top navigation bar includes a font change tool (A A+), a home icon, and links for "ABOUT NAD", "STUDENTS", "ACADEMIC INSTITUTIONS", "VERIFIERS", and "CONTACT US". On the right side of the navigation bar are "LOGIN" and "REGISTER" buttons. Below the navigation bar, a note states "(Verification by Academic Institution would be required)".

The main content area contains a registration form. It starts with a question: "Have you ever registered earlier with NAD (through NDML or CVL)?" with radio buttons for "YES" and "NO", where "NO" is selected. Below this is a note: "To get a consolidated view of all your certificates, it is important to use your existing NAD ID if already registered." followed by a warning: "This registration would need verification by your Academic Institution".

The form is titled "PERSONAL DETAILS" and includes the following fields:

- Full Name\*
- Father's Name / Guardian's Name\*
- Mother's Name
- Date of Birth\*
- Gender \*
- Residing in:  India  Outside India

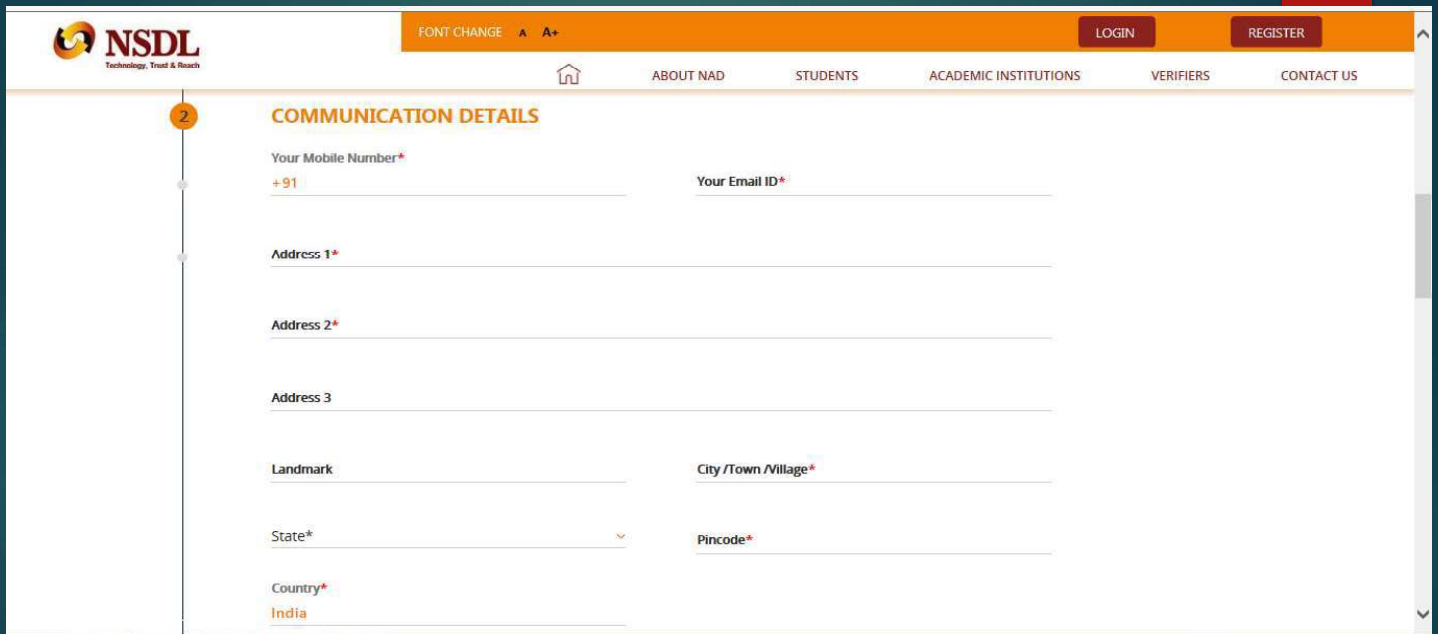
A vertical progress indicator on the left side of the form shows a single step labeled "1".



**National Academic Depository**

NSDL Database Management Limited

Enter your Contact details & scroll down



The screenshot shows the 'COMMUNICATION DETAILS' section of the NSDL website registration process. The page has a dark teal header with the NSDL logo (Technology, Trust & Reach) on the left. The top navigation bar is orange and contains 'FONT CHANGE A A+', 'LOGIN', and 'REGISTER' buttons. Below the navigation bar, there are links for 'ABOUT NAD', 'STUDENTS', 'ACADEMIC INSTITUTIONS', 'VERIFIERS', and 'CONTACT US'. The main content area is white and features a vertical progress indicator on the left with a '2' in a yellow circle. The form fields are as follows:

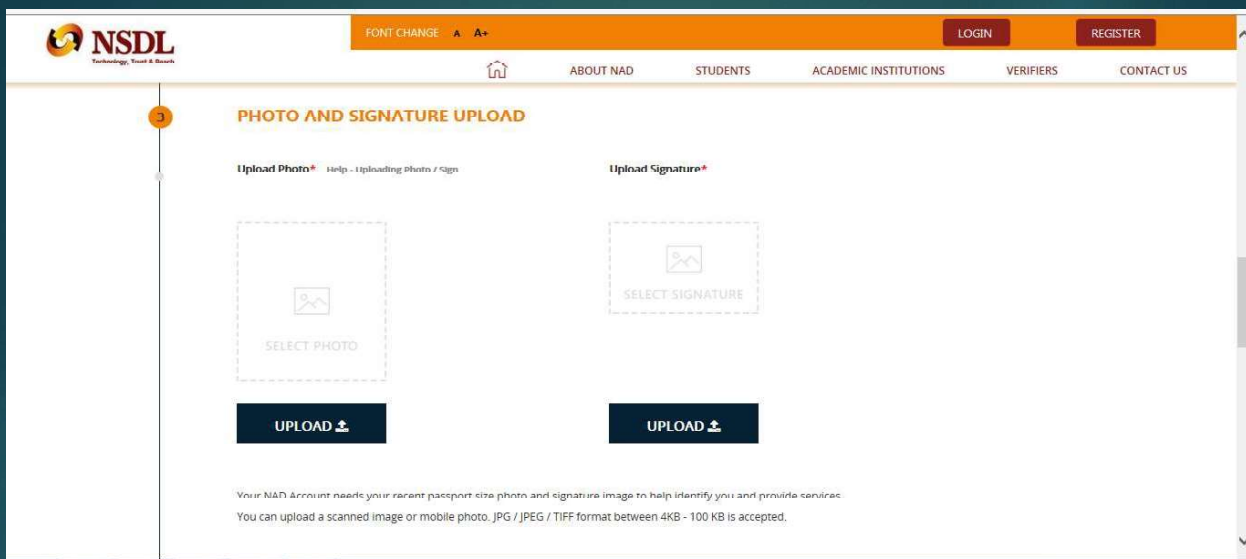
- Your Mobile Number\***: Input field with '+91' as a prefix.
- Your Email ID\***: Input field.
- Address 1\***: Input field.
- Address 2\***: Input field.
- Address 3**: Input field.
- Landmark**: Input field.
- City /Town /Village\***: Input field.
- State\***: Dropdown menu.
- Pincode\***: Input field.
- Country\***: Input field with 'India' selected.



**National Academic Depository**

NSDL Database Management Limited





Upload your recent photograph & signature

- Your NAD Account needs your recent passport size photo and signature image to help identify you and provide services.

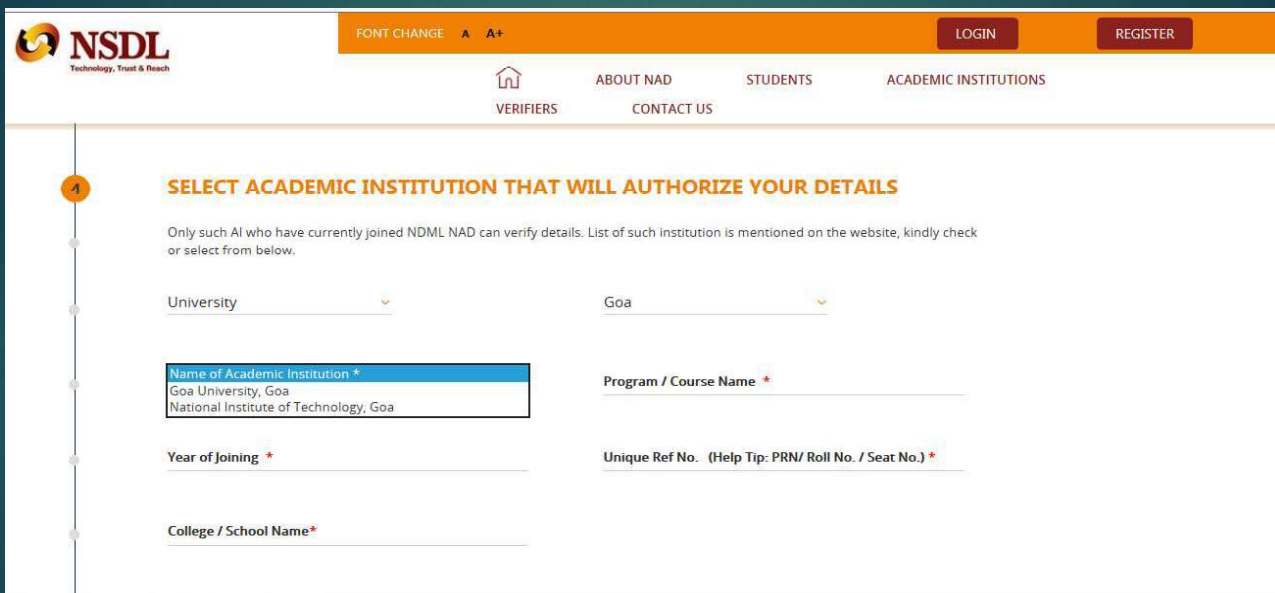
You can upload a scanned image or mobile photo. JPG / JPEG / TIFF format between 4KB - 100 KB is accepted. The name of the file being uploaded shouldn't have any space/special character into it.



**National Academic Depository**

NSDL Database Management Limited

Enter your Current/ Recent past Academic details. Enter the type & state of the university correctly & select your university from the given list of universities.



The screenshot shows the NSDL website interface. At the top left is the NSDL logo with the tagline "Technology, Trust & Reach". The top navigation bar includes "FONT CHANGE A A+", "LOGIN", and "REGISTER" buttons. Below this is a secondary navigation bar with "VERIFIERS", "ABOUT NAD", "STUDENTS", "ACADEMIC INSTITUTIONS", and "CONTACT US" links. The main content area is titled "1 SELECT ACADEMIC INSTITUTION THAT WILL AUTHORIZE YOUR DETAILS". Below the title is a sub-header: "Only such AI who have currently joined NDML NAD can verify details. List of such institution is mentioned on the website, kindly check or select from below." The form contains several input fields: "University" (dropdown menu), "Goa" (dropdown menu), "Name of Academic Institution\*" (text input with a dropdown showing "Goa University, Goa" and "National Institute of Technology, Goa"), "Program / Course Name\*" (text input), "Year of joining\*" (text input), "Unique Ref No. (Help Tip: PRN/ Roll No. / Seat No.)\*" (text input), and "College / School Name\*" (text input).



**National Academic Depository**

NSDL Database Management Limited

Create a User ID & Password for yourself with given specifications and click Submit.

The screenshot shows the registration page of the National Academic Depository (NSDL). The page has a dark teal header with the NSDL logo on the left and navigation links on the right. The main content area is white and contains a registration form titled 'CREATE YOUR LOG-IN DETAILS'. The form includes fields for 'User ID\*', 'Password\*', and 'Confirm Password\*'. A tooltip provides password requirements: 'Min characters - 6 Max characters - 50 Alphabets, Numbers, Special characters \* ! @ # \$ \_ - ^ . are allowed'. There is a checkbox for 'I agree to the Terms & Conditions' and a CAPTCHA section with the text 'Type Text shown in the image' and a refresh button. A 'SUBMIT' button is at the bottom of the form.

**NSDL**  
Technology, Trust & Reach

FONT CHANGE A A+

LOGIN REGISTER

VERIFIERS ABOUT NAD STUDENTS ACADEMIC INSTITUTIONS  
CONTACT US

**5** **CREATE YOUR LOG-IN DETAILS**

User ID\*

Min characters - 6 Max characters  
- 50 Alphabets, Numbers, Special  
characters \* ! @ # \$ \_ - ^ . are  
allowed

Password\* Confirm Password\*

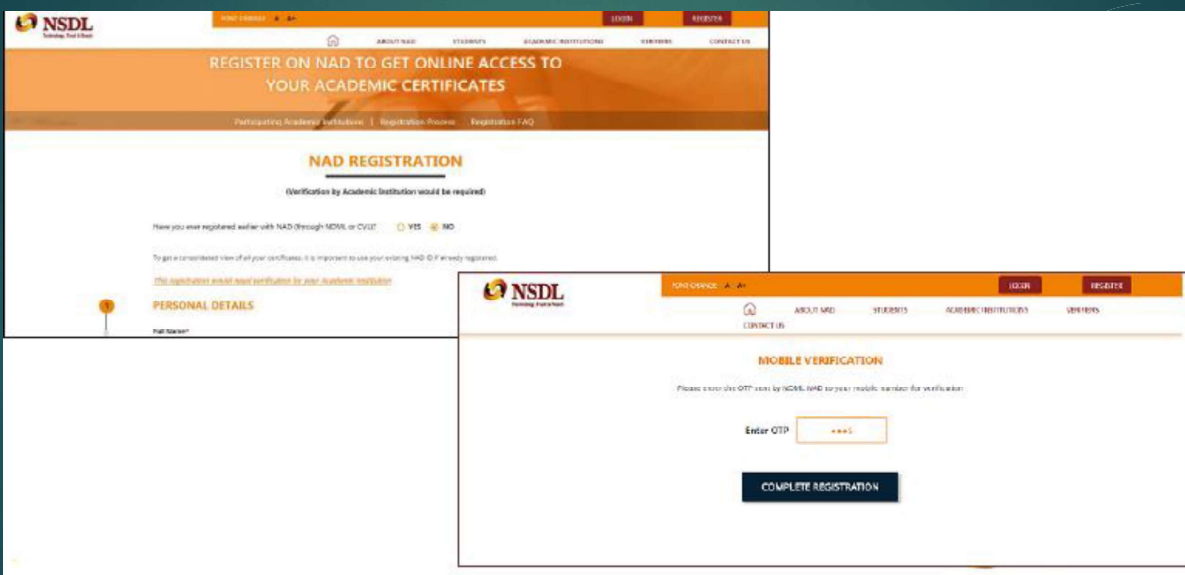
I agree to the [Terms & Conditions](#)

Type Text shown in the image 926795

**SUBMIT**

Again this page will open up and scrolling down to the bottom will give you an option to input the OTP received on your phone.

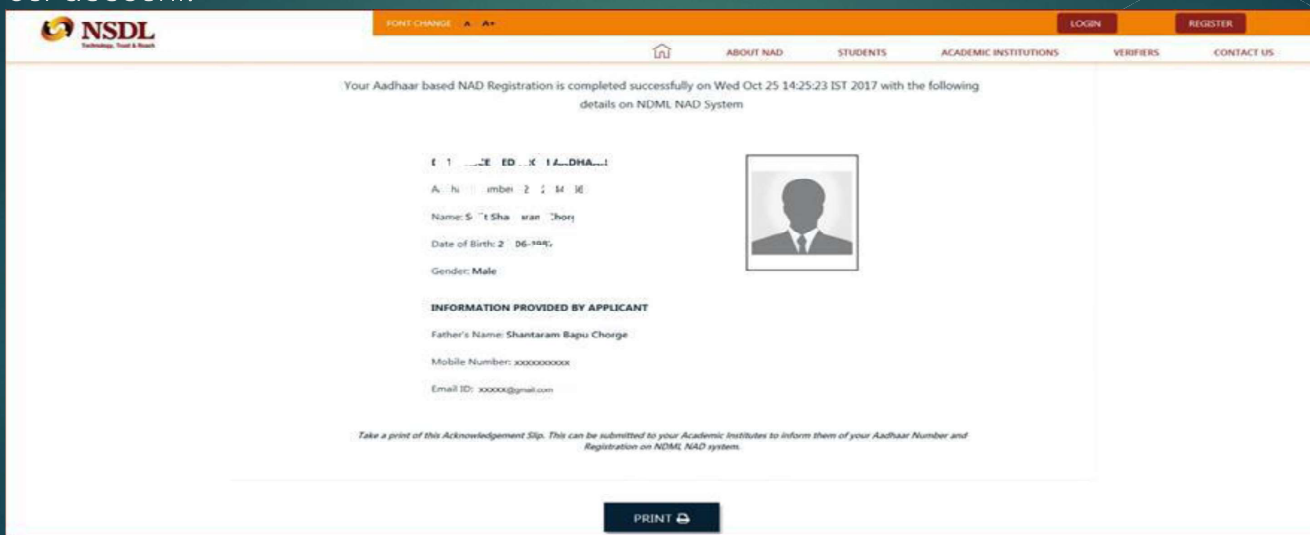
- Enter the OTP and click verify to complete your registration without Aadhaar, post which you need to submit the NAD ID / Acknowledgement printout to your college/university for activation of your account.



**National Academic Depository**

NSDL Database Management Limited

Once your Registration is Complete, you will receive the following page with all your details mentioned on it (called as acknowledgment copy). You need to take a print of the acknowledgement copy (which is also sent on your given mail id). You need to submit this copy to your academic institution to inform them about registration on NDML NAD System. University will verify your details & then activate your account.



The screenshot shows a web page from NSDL (National Securities Depository Limited) with the following content:

- Header:** NSDL logo, font size selector (A+), and navigation links: LOGIN, REGISTER, ABOUT NAD, STUDENTS, ACADEMIC INSTITUTIONS, VERIFIERS, CONTACT US.
- Message:** "Your Aadhaar based NAD Registration is completed successfully on Wed Oct 25 14:25:23 IST 2017 with the following details on NDML NAD System"
- Registration Details:**
  - REGISTERED ON NAD:** A. N. Number: 21410
  - Name:** S. T. Shantaram Chorge
  - Date of Birth:** 06-11-1971
  - Gender:** Male
- INFORMATION PROVIDED BY APPLICANT:**
  - Father's Name:** Shantaram Bapu Chorge
  - Mobile Number:** xxxxxxxxxx
  - Email ID:** xxxxxx@gmail.com
- Image:** A placeholder for a profile picture of a man in a suit.
- Footer:** "Take a print of this Acknowledgement Slip. This can be submitted to your Academic Institutes to inform them of your Aadhaar Number and Registration on NDML NAD system." and a PRINT button.



**National Academic Depository**

NSDL Database Management Limited